

























Equipment

 Navigation instruments	 Computer	 Decklight	 Horn
 Chartplotter	 Engine	 Windlass	 Acc. 1
 Freshwater pump	 Deckwash pump	 Interior Lighting	 Acc. 2

Breakers

Nav. instruments	Computer	Engine	Windlass	Water pumps	Decklight
					
Accessory	Heater	Autohelm/horn	Interior lights	Refrigerator	Panel/VHF/Radio
					

12v DC



	
---	--

NMEA to repeater









Chartplotter		Computer
--------------	---	----------


USB

Ethernet

	
---	---





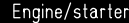
Navigation lights

Anchor		Navigation	
		Sail	
		Power	



Don't Panic


Battery status

Backlight		
Accessory		
Engine/starter		



230v inverter

	<input type="checkbox"/> Low battery
	<input type="checkbox"/> Overload
	<input type="checkbox"/> Temperature

Battery charger

	<input type="checkbox"/> Power on
	<input type="checkbox"/> Boost mode

Heater control

Ventilation		
Heating		

Bilge pump

Automatic		Manual
<input type="checkbox"/>		<input type="checkbox"/>